


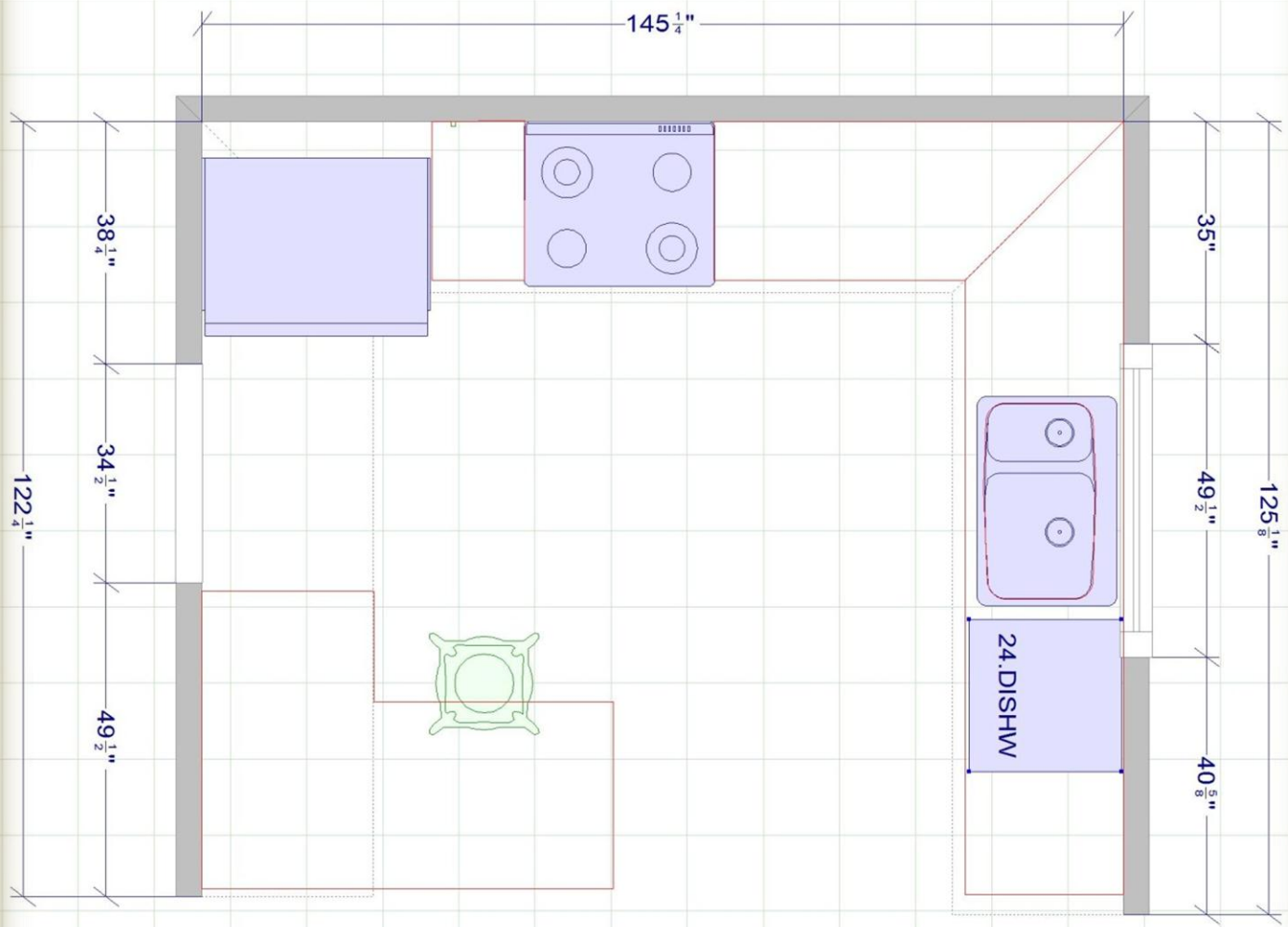
Wellborn 2010-2011 Design Contest Entry

Entry ID: 100326

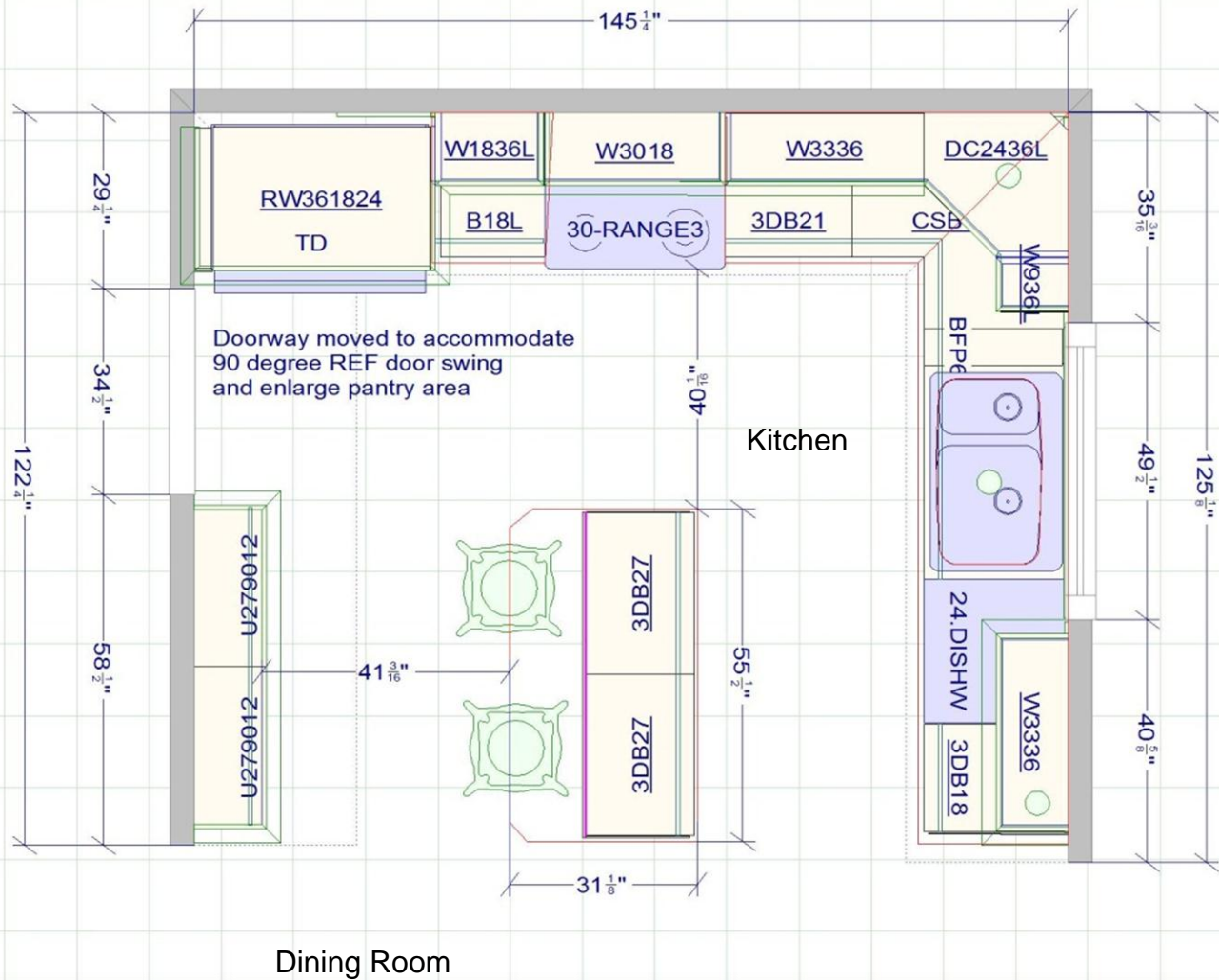
#	Customer	Entry	Designer	Photographer
1	0001001880 Euro Custom Cabinets	100326	Ivy Crouse ivy@pacificnwcabinetry.com 971.255.3463	Photo Art Portraits info@photoartportraits.com 503.335.0295 Owner: Entrant
Project		Project Details		Project Date
Manske Kitchen		Small Kitchen (<42 sqft of CounterTops) Type: Remodel Size:145x125		11/2011
Series	Door Style	Species		Finish
Premier	Sandia	Cherry		Light
Description				
<p>Challenge:</p> <p>This 1970's kitchen was no longer meeting the needs of the aging homeowners. This small, outdated kitchen lacked functional cabinets, accessible corners, adequate work space, and room for the refrigerator to open properly. Between the clunky appliance garage absorbing an entire corner, the deep constricting soffits, and dim lighting, the kitchen felt more like a cave. An inaptly placed seating area conflicted with the traffic flow and work aisle clearance, making for an unsafe surface for the grandkids to work on. The outmoded oak cabinets and dingy laminate countertops cried out for an update, as did the owners!</p> <p>Solution:</p> <p>Wellborn Sandia Cherry cabinets in a light finish welcome this kitchen to 2011. The entire kitchen was gutted, including the soffits. We maintained a similar work triangle, bringing in new stainless steel appliances, and a black granite composite sink. The pocket door that once restricted the refrigerator was moved and replaced with a framed doorway to accommodate a 90 degree opening. An island with seating for two now faces the sink, alleviating the work aisle from traffic and facilitating everything from homework to crafts on its large, uninterrupted surface. Ceiling height rich cherry cabinets and crown molding are highlighted by new recessed can lights. Lavish limestone and amethyst glass backsplash tiles line the walls, accented by opulent Sienna Bordeaux countertops, and deep wine colored walls. Storage is increased by adding a corner lazy susan, pull-out shelves, tray and cutlery divider, a double trash bin, and spice storage. Behind the island, tiers of shallow pantry cabinets reach the ceiling with generous shelving and efficient use of wall space. This warm, indulgent color palette and efficient layout welcomes all to join the chef for a glass of wine, or an evening of school work, without being in the way. Cheers to 2011!</p>				







Before



After



Before



After



Before



After



