

Home Concepts™





Kingston Square Maple, Natural

Whether you are a new family building an affordable first home or breaking ground on a weekend get away spot, the Home Concepts brand by Wellborn Cabinet, Inc., was designed with you and your builder in mind. Home Concepts is part of the Wellborn family of products, ensuring quality at an economical price point.

Whatever you choose, Home Concepts is sure to have a style to fit your décor and budget. From our family to yours, we present the Home Concepts Series.

Kingston Square Maple, Light





Kingston Arch Maple, Spiceberry



York Maple, Light



Kingston Arch Maple, Light



Arbor Square Poplar, Medium



Kingston Square Oak, Medium



Kingston Arch Oak, Light



Kingston Arch Oak, Light



Kingston Square Oak, Medium



Hampton Square Maple, Light

Hampton Square Maple, Medium



Hampton Square Maple, Natural





Hampton Square Oak, Medium

Hampton Square Oak, Light





Providence Thermofoil, White

Providence Thermofoil, White





Metro Laminate, Sienna



Towne Laminate, Natural Maple



Door Styles

Arbor

- Full Overlay
- Solid Wood Raised Center Panel
- Profiled Door and Drawer Front Edges

Arbor Square Poplar



Medium Sable Sienna

Arbor Arch Poplar



Medium Sable Sienna

Kingston

- Traditional Overlay
- Veneer Raised Center Panel
- Profiled Door and Drawer Front Edges

Kingston Square Maple



Natural Light Medium Sable Sienna Spiceberry Coffee

Kingston Square Oak



Light Medium Sable Sienna Coffee

Kingston Arch Maple



Natural Light Medium Sable Sienna Spiceberry Coffee

Kingston Arch Oak



Light Medium Sable Sienna Coffee

Hampton

- Traditional Overlay
- Veneer Recessed Center Panel
- Profiled Door and Drawer Front Edges

Hampton Square Maple




Natural Light Medium Sable Sienna Spiceberry Coffee

Hampton Square Oak



Light Medium Sable Sienna Coffee

Layton Maple



Natural Light Medium Sable Sienna Spiceberry Coffee

Layton Oak




Light Medium Sable Sienna Coffee

Layton

- Shaker Traditional Overlay
- Veneer Recessed Center Panel
- Square Door and Drawer Front Edges

York Maple



Natural Light Medium Sable Sienna Spiceberry Coffee

York Oak



Light Medium Sable Sienna Coffee

York

- Shaker Full Overlay
- Veneer Recessed Center Panel
- Square Door and Drawer Front Edges

Cambridge Square MDF



Glacier Divinity

Cambridge Arch MDF



Glacier Divinity

Cambridge

- Full Overlay
- Raised Center Panel Appearance
- Square Door and Drawer Front Edges

Providence Thermofoil



White

Providence

- Traditional Overlay
- Raised Center Panel Appearance
- Profiled Door and Drawer Front with Routed Finger Pull

Metro Laminate



White Linen Natural Maple Sienna Spiceberry

Metro

- Full Overlay
- Doors have Vertical Graining
- Drawer Fronts have Horizontal Graining
- Melamine Door and Drawer Front with Edge Banding on all Edges

Towne Laminate



Natural Maple Sienna Spiceberry

Towne

- Full Overlay
- Doors and Drawer Fronts have Horizontal Graining
- Melamine Door and Drawer Front with Edge Banding on all Edges

Accessories



Whatnot Shelf



Oven Cabinet



Diagonal Corner Wall Cabinet



Microwave Cabinet



Base Blind Corner Cabinet with Swing Out Shelves



Sliding Shelves



Base Lazy Susan



Double Wastebasket



Countertop Support



Desk End Panel



Vanity Knee Drawer



Shelves

WOOD SPECIES

Maple

Maple is widely used in the cabinetry industry. This wood species features a straight grain with several distinctive characteristics. These include unique figures such as bird's-eye, fiddle back, mineral streaks and curly grain patterns. Finely textured with a natural luster, this creamy-white to light reddish-brown wood is often used for cabinets and floors.

Oak

Authentic American red oaks are open-pored and have grain patterns. Wellborn's manufacturing technology presents oak with straighter grains than most cabinet lines, and our process minimizes the wide grains and reduces the widths of cathedrals in oak.

Poplar

Poplar is generally straight grained with fine, even texture. The wood has creamy white to pale brown color tones. Poplar is beautiful with medium to dark stains and paints.

MDF

Using high pressure and temperatures, MDF is formed by combining wood fibers with a wax resin binder to form panels. It is made of wood veneer. It is much more dense than normal particle board. This is a durable and tough wood product, commonly used in the construction industry.

Laminate

Laminate is a decorative panel with resin-saturated printed paper thermally fused to a particleboard or MDF core. The thermally fused melamine process bonds the paper and board using heat and pressure. The paper gives the appearance of wood grain or painted finishes.


Thermofoil

Thermofoil doors and drawer fronts are covered in a strong, scratch-resistant thermofoil that is thermally glued and vacuum-sealed. To create the popular raised panel appearance we use precision, diamond-head routers to carve the double-step perimeter edge and center panel detailing from a solid slab of medium density fiberboard.

Cabinet Construction

STANDARD

1. Face Frames: $\frac{3}{4}$ " x $1\frac{3}{4}$ " solid wood face frame, assembled using mortise and tenon construction.
2. Adjustable Shelves: $\frac{3}{4}$ " furniture board with wood grain lamination on two sides, banding on edges and dual locking WellLock Shelf Clips.
3. Drawer Boxes: $\frac{3}{4}$ " furniture board drawer sides with wood grain lamination to match cabinet interior, tenoned to accept $\frac{1}{2}$ " sub-front and back. $\frac{1}{8}$ " Hardboard drawer bottom with wood grain/white lamination.
4. Drawer Fronts: Drawer front has adjustability.
5. Drawer Guides: 75-pound rated epoxy coated, double captive guide system, side mounted, adjustable, self-closing with mounting brackets at rear.



Standard Drawer



$\frac{3}{4}$ " laminated furniture board drawer sides with epoxy coated self-closing, side-mount drawer slides.

6. End Panels: $\frac{1}{2}$ " furniture board with wood grain laminated end panels and banded on top and bottom edges of wall cabinets to complement door.
7. Cabinet Tops & Bottoms: $\frac{1}{2}$ " furniture board with wood grain lamination.
8. Backs: $\frac{3}{8}$ " furniture board with wood grain/white lamination.
9. Toe Kicks: $\frac{1}{2}$ " unfinished furniture board full height captive toe kick.
10. Interiors: natural maple wood grain/white laminate.

Plywood Drawer Upgrade Option



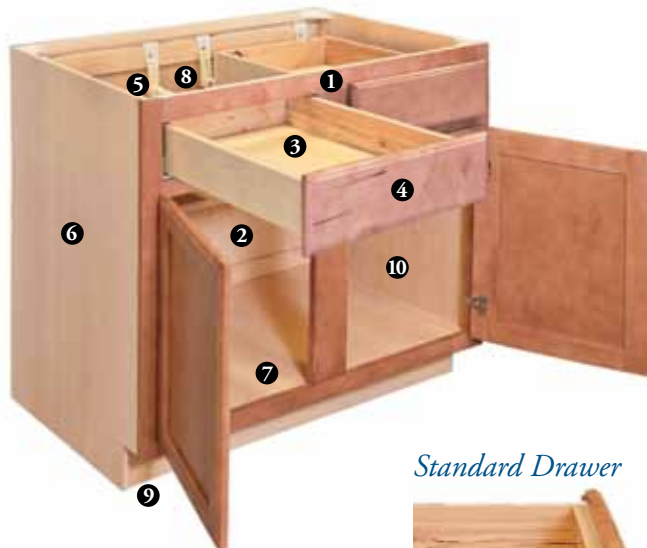
$\frac{3}{4}$ " Plywood drawer with dovetail joints and undermount drawer slides.

NOTE: For Thermofoil door styles, the cabinet interior and exterior are white laminate, the face frames are white finished maple and the drawer front is $\frac{3}{4}$ " thermofoil laminated furniture board.

For Laminate door styles in White and Linen, the cabinet interior is matching white laminate and the exterior is matching white or linen lamiate, the face frames are matching finished maple and the drawer front is $\frac{3}{4}$ " melamine laminated front.

ALL PLYWOOD CABINET (APC) OPTION

1. Face Frames: $\frac{3}{4}$ " thick, $1\frac{3}{4}$ " frame, solid wood assembled using mortise and tenon construction.
2. Adjustable Shelves: $\frac{3}{4}$ " plywood with wood grain lamination on two sides, banding on edges and dual locking WellLock Shelf Clips.
3. Drawer Boxes: $\frac{3}{4}$ " plywood dovetail drawer sides and bottom in a natural finish.
4. Drawer Fronts: $\frac{3}{4}$ " solid wood drawer front.
5. Drawer Guides: 75-pound rated epoxy coated, undermount.



Standard Drawer



$\frac{3}{4}$ " Plywood drawer with dovetail joints and undermount drawer slides. Dovetail joints are unfinished.

6. End Panels: $\frac{1}{2}$ " unfinished plywood end panels. Matching Finished End Option available.
7. Cabinet Tops & Bottoms: $\frac{1}{2}$ " thick plywood with wood grain lamination.
8. Backs: $\frac{3}{16}$ " plywood with wood grain lamination.
9. Toe Kicks: $\frac{1}{2}$ " unfinished plywood extends to cabinet floor for captive construction.
10. Interiors: plywood with natural maple wood grain laminate.

Specifications

The Home Concepts product line includes all the cabinetry sizes you'll need to create the home of your dreams.

WALL CABINETS

42" High
W942 L/R, W1242 L/R, W1542 L/R, W1842 L/R, W2142 L/R, W2442SD L/R

42" High
W2442, W2742

42" High
W3042, W3342, W3642

36" High
W936 L/R, W1236 L/R, W1536 L/R, W1836 L/R, W2136 L/R, W2436SD L/R

36" High
W2436, W2736

36" High
W3036, W3336, W3636, W3936, W4236

36" High
W4536, W4830

24" High
W1524 L/R, W1824 L/R, W2124 L/R, W2424SD L/R

24" High
W2424, W2724

24" High
W3024, W3624, W3924, W4224

21" High
W3021, W3321, W3621

18" High
W1818 L/R, W2118 L/R, W2418SD L/R

36" High
W4536

30" High
W930 L/R, W1230 L/R, W1530 L/R, W1830 L/R, W2130 L/R, W2430SD L/R

30" High
W2430, W2730

30" High
W3030, W3330, W3630, W3930, W4230

30" High
W4530, W4830

24" High
W1524 L/R, W1824 L/R, W2124 L/R, W2424SD L/R

24" High
W2424, W2724

24" High
W3024, W3624, W3924, W4224

21" High
W3021, W3321, W3621

18" High
W1818 L/R, W2118 L/R, W2418SD L/R

18" High
W3018, W3318, W3618, W3918, W4218

15" High
W3015, W3315, W3615, W3915

12" High
W3012, W3312, W3612, W3912

27" High Refrigerator
RW332724, RW362724, RW392724

24" High Refrigerator
RW332424, RW362424, RW392424

18" High Refrigerator
RW361824, RW391824

15" High Refrigerator
RW331524, RW361524, RW391524

42" High Wall Blind Corner*
WBC2442L, WBC2442R, WBC3042L, WBC3042R

42" High Wall Blind Corner*
WBC3642L, WBC3642R

36" High Wall Blind Corner*
WBC2436L, WBC2436R, WBC3036L, WBC3036R

36" High Wall Blind Corner*
WBC3636L, WBC3636R

30" High Wall Blind Corner*
WBC2430L, WBC2430R, WBC3030L, WBC3030R

30" High Wall Blind Corner*
WBC3630L, WBC3630R

30" High Wall Blind Corner*
WBC4230L, WBC4230R, WBC4830L, WBC4830R

42" High Diagonal Corner
DC2442 L/R

36" High Diagonal Corner
DC2436 L/R

30" High Diagonal Corner
DC2430 L/R

48" High Microwave
MW03048

42" High Microwave
MW03042

36" High Microwave
MW03036

BASE CABINETS

Full Height Door
BT9 L/R

Base Cabinet
B12 L/R, B15 L/R, B18 L/R, B21 L/R, B24SD L/R

Base Cabinet
B24, B27

Base Cabinet
B30, B33, B36, B39, B42

Base Cabinet
B45, B48

3 Drawer Base
3DB12, 3DB15, 3DB18, 3DB21, 3DB24

Sink Base
SB24SD L/R

Sink Base
SB24, SB27

Sink Base
SB30, SB33, SB36, SB39, SB42, SB48

Sink Base
SB54, SB60

Corner Sink Base
CSB36 L/R

Base Lazy Susan
BLS36

Base Blind Corner*
BBC36L, BBC36R, BBC39L, BBC39R, BBC42L, BBC42R, BBC45L, BBC45R, BBC48L, BBC48R

Sink Front
SF24 L/R

Sink Front
SF30

Sink Front
SF36

Diagonal Corner Sink Front
DCSF36 L/R

Diagonal Corner Sink Front
DCSF42

ACTIVE LIVING BASE CABINETS

Active Living Base
ACB18 L/R

Active Living Base
ACB24

Active Living Base
ACB30, ACB36

Active Living Three Drawer Base
AC3DB12, AC3DB15, AC3DB18, AC3DB24

*Left Blind Shown

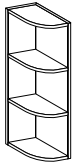
TALL CABINETS

Utility Cabinet
U188412 L/R, U188424 L/R, U189012 L/R, U189024 L/R, U189612 L/R, U189624 L/R

Utility Cabinet
U248412, U248424, U249012, U249024, U249612, U249624

Oven Cabinet
O278424, O308424, O338424, O279024, O309024, O339024, O279624, O309624, O339624

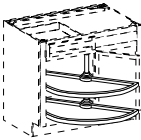
ACCESSORIES



Whatnot Shelf
WN30, WN36, WN42



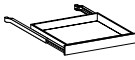
Diagonal Tambour
DTSU24



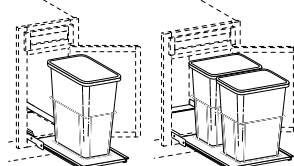
Swing Out Shelves
SOS45W



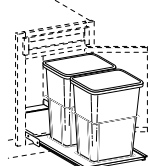
Tilt Out Tray
TOT36W



Sliding Shelves
SS1524, SS1824, SS2124,
SS2424, SS2724



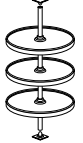
Single Wastebasket
SW9.125



Double Wastebasket
DW16.5



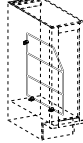
Desk End Panel
DEP24



18" Plastic Rotating
RSK18W42



Refrigerator End Panel
REP1284 L, REP1296 L,
DEP24 REP2484L, REP2496L



Wire Tray Divider
WTD9

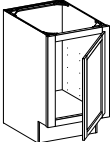


Countertop Support
CS

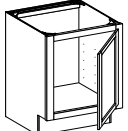


Valance
V36, V48, V72

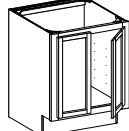
VANITY CABINETS



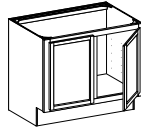
Vanity Sink
VS1816 L/R



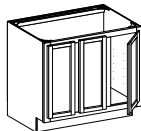
Vanity Sink
VS245D L/R,
VS245D18 L/R



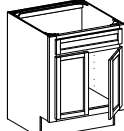
Vanity Sink
VS27, VS2718



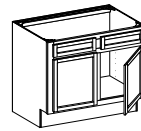
Vanity Sink
VS30, VS3018, VS33,
VS3318, VS36, VS3618,
VS42, VS4218



Vanity Sink
VS48, VS4818



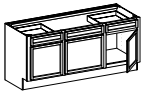
Vanity Sink w/Blank
VS248, VS24818



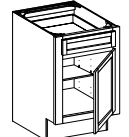
Vanity Sink w/Blank
VS308, VS30818, VS368,
VS36818



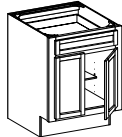
Vanity Sink w/Blank
VSB36, VSB39, VSB42,
VSB48



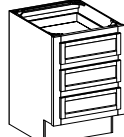
Vanity Sink w/Blank
VSB54, VSB60



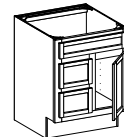
Vanity Base
VB12 L/R, VB15 L/R,
VB18 L/R



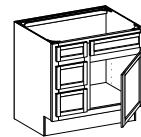
Vanity Base
VB24



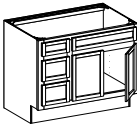
Vanity Drawer Base
VDB12, VDB15,
VDB18, VDB24



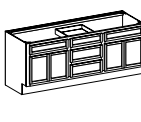
Vanity Sink Drawer Base**
VSD824R L/R,
VSD824L L/R



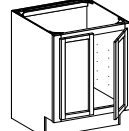
Vanity Sink Drawer Base**
VSD830R L/R,
VSD830L L/R



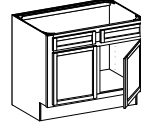
Vanity Sink Drawer Base**
VSD836R, VSD836L



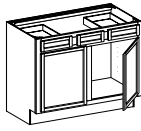
Vanity Sink Drawer Base
VSD860DB



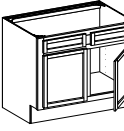
Just Right Vanity Sink
VS27BH



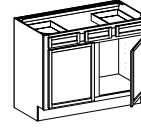
Just Right Vanity Sink
VS30BH, VS33BH,
VS36BH



Just Right Vanity Sink w/Blank
VS248BH



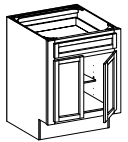
Just Right Vanity Sink w/Blank
VS308BH, VS368BH



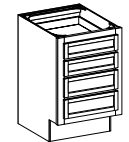
Just Right Vanity Sink Base
VSB36BH, VSB42BH,
VSB48BH



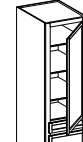
Just Right Vanity Drawer Base
VDB12BH, VDB15BH,
VDB18BH



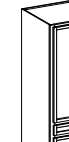
Just Right Vanity Drawer Base
VDB24BH



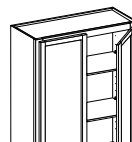
Just Right Vanity Drawer Base
VDB12BH, VDB15BH,
VDB18BH, VDB24BH



Linen Cabinet
VLC188421 L/R



Linen Cabinet
VLC248421



Water Closet
WC2436

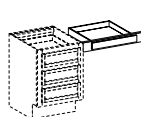


Medicine Cabinet
MC1530 L/R

Door
No Mirror

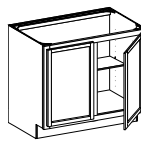


Medicine Cabinet
MC1524 L/R

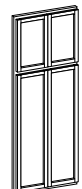


Vanity Knee Drawer
VKD36

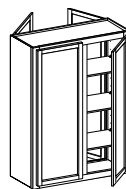
SEMI-CUSTOM OPTIONS



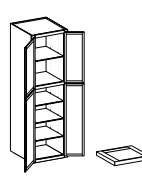
B36 FH
FH - Full Height Doors



U248424 FO
FO - Front Only



W3042 P
P - Peninsula



U249024 TKU
TKU - Toe Kick Unattached

WOOD MOULDINGS



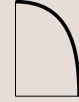
Scribe Moulding
S3/4



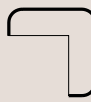
Scribe Moulding
S1 1/4



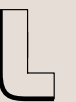
Batten Moulding
B3/4



Shoe Moulding
SM3/4



Corner Moulding
C3/4



Soffit Moulding
SO3/4



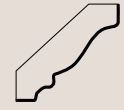
Inside Corner Moulding
IC3/4



Rope Moulding
R3/4



Dentil Moulding
DM



Crown Moulding
CM10



Light Rail Moulding
LRM



Decorative Crown Moulding
DCM



Classic Wood Edge Moulding
CWE



Traditional Crown Moulding
TCM



Decorative Panel Moulding
DPM



Angled Inside Corner Moulding
ICMB



The Wellborn Quality in Home Concepts

Since 1961, Wellborn Cabinet, Inc., has been manufacturing quality kitchen and bath cabinetry in Ashland, Alabama. It all began in a small cabinet shop to build cabinets for the local markets. Since that time, Wellborn has become a state of the art manufacturing facility of over 1.8 million square feet that combines some of the most advanced technology systems in the industry with nearly 50 years of acquired knowledge and experience in high quality cabinetry craftsmanship.

Green Choice is About Taking Action

Environmental stewardship has been part of Wellborn's culture since its beginning. This responsibility has never been just about words. It has been about decades of actions, investments and practices. At Wellborn we have recycling programs, utilize wood waste to generate power and steam and continue to lower VOC emissions through technology. We also partner with our suppliers to improve their environmental programs. This is why you will find the KCMA Environmental Stewardship Program seal on our cabinetry.

The Green Choice program ensures that you are purchasing a brand of cabinets from a company that takes conscious steps to protect and minimize the overall impact on our environment.



Distributed By:



38669 Hwy. 77 • Ashland, Alabama 36251
(256) 354-7151 • Fax (256) 354-7022
wellborn.com



Due to the natural variation and aging process, minor differences may be noticed in color match when replacing doors on existing cabinetry or adding additional cabinetry at a later date. It is a characteristic of stained wood finishes, thermofoil and laminate cabinetry to age over time when exposed to smoke, sunlight or general household detergents and chemicals. Therefore, we recommend using only a soft, clean cloth or furniture polish containing natural oils and cleaning emulsifiers to clean the finish of your Home Concepts wood cabinets. Products containing wax or silicone polishes are NOT recommended. In order to maintain the maximum quality and beauty of your thermofoil and laminate cabinetry, avoid exposure to moisture to the back edge of the doors. Undue wetness could result in delamination over time.

Due to the natural characteristics of wood and the limitations of photography and the lithographic printing process, the woods and wood finishes shown in this brochure may not accurately depict those offered by Home Concepts. See your local Home Concepts dealer for actual wood sample color selections and for complete warranty details. The Home Concepts Series has a machine sanded finishing process and does not include the detailed hand sanding technique featured in the Wellborn Collection. Therefore, Wellborn Cabinet, Inc., does not recommend designs combining these series. Combining the Home Concepts with the *Select* Series and *Premier* Series in the same design will void the cabinet warranty.